

## 2019 Special Session of the General Conference Schedule

### *Registration*

|                              |                               |   |
|------------------------------|-------------------------------|---|
| <i>Friday, February 22</i>   | <i>9:00 A.M. to 2:00 P.M.</i> | <i>Central Conference Delegate and Reserve Registration</i> |
|                              | <i>2:00 P.M. to 9:00 P.M.</i> | <i>Registration (all categories)</i>                        |
| <i>Saturday, February 23</i> | <i>7:00 A.M. – 8:00 P.M.</i>  | <i>Registration (all categories)</i>                        |
| <i>Sunday, February 24</i>   | <i>7:00 A.M. – 7:00 P.M.</i>  | <i>Registration (all categories)</i>                        |
| <i>Monday, February 25</i>   | <i>7:00 A.M. – 7:00 P.M.</i>  | <i>Registration (all categories)</i>                        |
| <i>Tuesday, February 26</i>  | <i>7:00 A.M. – 6:30 P.M.</i>  | <i>Registration (all categories)</i>                        |

Following is the general program of the 2019 Special Session of the General Conference in St. Louis, Missouri. A more detailed schedule will be published in the first daily edition of the Daily Christian Advocate.

### **Saturday, February 23**

**9:00 A.M. – 6:30 P.M.**

Day of Prayer and Preparation  
Detailed Schedule to Be Announced.

### **Sunday, February 24**

**8:00 – 8:20 A.M.**

Opening Worship

**8:20 A.M. – 12:30 P.M.**

Morning Session 1

*Break*

Morning Session 2

**12:30 – 1:30 P.M.**

*Lunch*

**1:30 – 6:30 P.M.**

Afternoon Session 1

*Break*

Afternoon Session 2

Worship

**6:30 P.M.**

Adjournment

### **Monday, February 25**

**8:00 – 8:20 A.M.**

Worship

**8:20 A.M. – 12:30 P.M.**

Morning Session 1

*Break*

Morning Session 2

**12:30 – 1:30 P.M.**

*Lunch*

**1:30 – 6:30 P.M.**

Afternoon Session 1

*Break*

Afternoon Session 2

Worship

**6:30 P.M.**

Adjournment

### **Tuesday, February 26**

**8:00 – 8:20 A.M.**

Worship

**8:20 A.M. – 12:30 P.M.**

Morning Session 1

*Break*

Morning Session 2

**12:30 – 1:30 P.M.**

*Lunch*

**1:30 – 6:30 P.M.**

Afternoon Session 1

*Break*

Afternoon Session 2

Closing Worship

**6:30 P.M.**

Final Adjournment

## Registration, Arrival, and Other Important Information

### ***Registration and Arrival***

Registration for delegates, official participants, and visitors will be held at The Dome at America's Center Entry B. Registration for the press will be held at The Dome at America's Center Broadway Central Entry. Everyone in attendance will be required to register and wear a nametag issued by the General Conference. Registration dates and times are as follows:

Friday, February 22

9 A.M. – 2 P.M. Central Conference Delegate and Reserve Registration Only

2 P.M. – 9 P.M. All registration will open and continue through the following times:

Saturday, February 23: 7:00 A.M. – 8:00 P.M.

Sunday, February 24: 7:00 A.M. – 7:00 P.M.

Monday, February 25: 7:00 A.M. – 7:00 P.M.

Tuesday, February 26: 7:00 A.M. – 6:30 P.M.

Delegates and reserves are required to present the credential card issued by the Secretary of the General Conference, signed and distributed by the annual conference secretary, when registering.

### ***Reserve Delegate Seating***

A reserve delegate officially taking the place of a delegate will be given a Temporary Seating Permit, signed by the

delegation chairperson, which will authorize his or her admittance within the bar of the conference for a specific session. At the end of the session, the permit should be surrendered to the chairperson of the delegation.

### ***What to Bring***

- Your credential card
- *Advance DCA*, which delegates and first reserves receive by mail
- 2016 *Book of Discipline*; useful when considering legislation
- 2016 *Book of Resolutions*; reference when considering new resolutions

### ***Weather during General Conference***

Average high temperature: 48 F° / 9° C

Average low temperature: 30° F / -1° C

Average precipitation for the month: 2.24 in. / 5.69 cm

Cloudiness (Days per month): 13 days

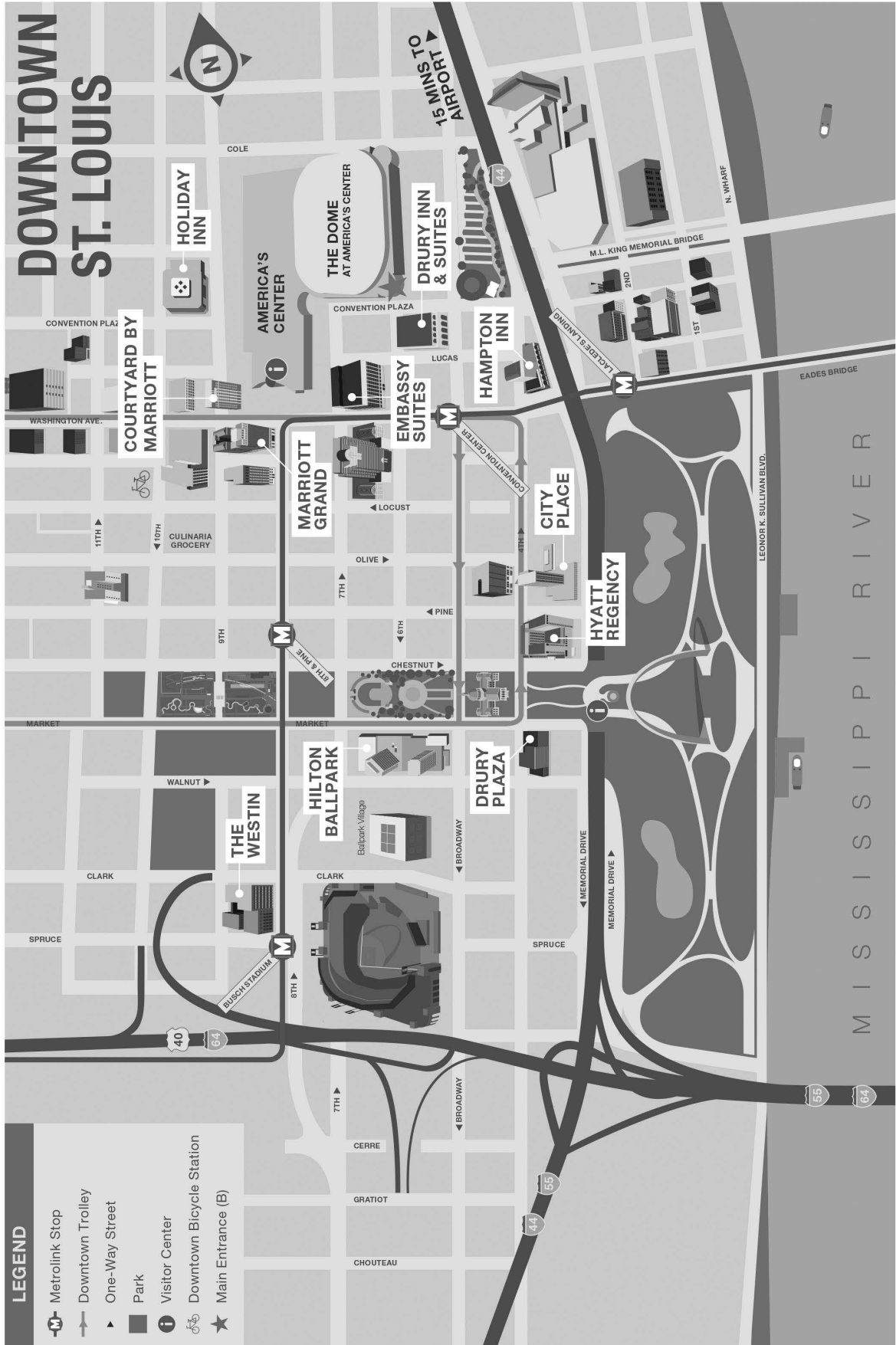
The hotels and America's Center are heated; dress accordingly.

### ***Smoking Restrictions***





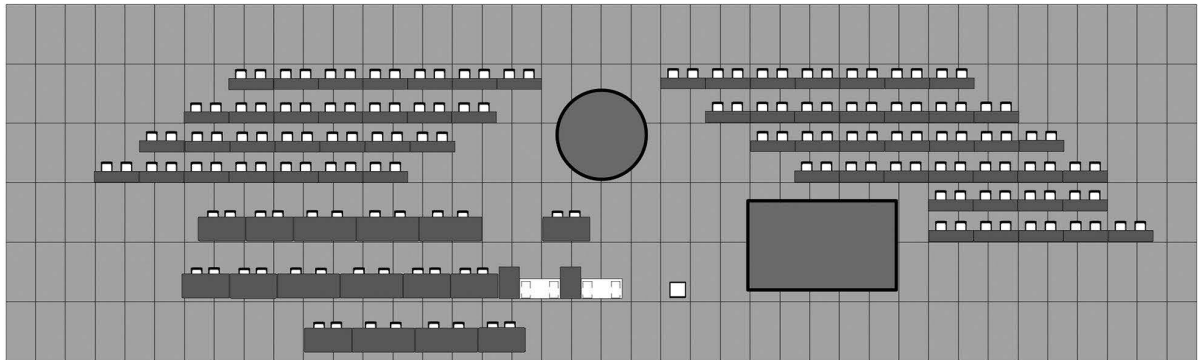
There is no smoking allowed anywhere within America's Center.

# 2019 Special Session of the General Conference

February 23-26, 2019



# Plenary Area Diagram



## Plenary Seating Assignments Alphabetically by Conference

| Concordat Churches         | # Delegates | Row | Table | Seats |
|----------------------------|-------------|-----|-------|-------|
| Caribbean and the Americas | 2           | 8   | 90    | 5-6   |
| Great Britain              | 4           | 4   | 48    | 3-6   |
| Mexico                     | 2           | 5   | 54    | 5-6   |
| Puerto Rico                | 2           | 5   | 54    | 3-4   |

| Conferences                   | # Delegates | Rows | Tables | Seats |
|-------------------------------|-------------|------|--------|-------|
| Alabama-West Florida          | 10          | 12   | 137    | 3-6   |
|                               |             | 12   | 138    | 1-6   |
| Alaska                        | 2           | 3    | 36     | 1-2   |
| Arkansas                      | 8           | 13   | 148    | 5-6   |
|                               |             | 13   | 149    | 1-6   |
| Austria Provisional           | 2           | 2    | 16     | 5-6   |
| Baltimore-Washington          | 12          | 7    | 82     | 1-6   |
|                               |             | 7    | 83     | 1-6   |
| Bicol Philippines Provisional | 2           | 1    | 1      | 1-2   |
| Bulacan Philippines           | 2           | 2    | 19     | 1-2   |
| Bulgaria-Romania Provisional  | 2           | 2    | 17     | 1-2   |
| Burundi                       | 8           | 11   | 129    | 1-6   |
|                               |             | 11   | 130    | 1-2   |
| California-Nevada             | 6           | 12   | 140    | 1-6   |
| California-Pacific            | 8           | 2    | 13     | 1-6   |
|                               |             | 2    | 14     | 1-2   |
| Central Congo                 | 6           | 7    | 78     | 1-6   |
| Central Luzon Philippines     | 2           | 4    | 45     | 5-6   |
| Central Nigeria               | 6           | 4    | 37     | 1-6   |
| Central Russia                | 2           | 6    | 69     | 3-4   |
| Central Texas                 | 8           | 11   | 124    | 3-6   |
|                               |             | 11   | 125    | 1-4   |
| Cote d'Ivoire                 | 34          | 8    | 85     | 1-6   |
|                               |             | 8    | 86     | 1-6   |
|                               |             | 8    | 87     | 1-6   |
|                               |             | 8    | 88     | 1-6   |
|                               |             | 8    | 89     | 1-6   |
|                               |             | 8    | 90     | 1-4   |
| Czech and Slovak Republics    | 2           | 2    | 17     | 3-4   |
| Dakotas                       | 2           | 9    | 106    | 1-2   |
| Denmark                       | 2           | 6    | 71     | 1-2   |
| Desert Southwest              | 2           | 6    | 72     | 5-6   |
| Detroit                       | 6           | 7    | 79     | 1-6   |
| East Africa                   | 4           | 11   | 130    | 3-6   |
| East Congo                    | 12          | 5    | 52     | 1-6   |
|                               |             | 5    | 53     | 1-6   |
| East Mindanao Philippines     | 2           | 1    | 1      | 3-4   |

| Conferences                                 | # Delegates | Rows | Tables | Seats |
|---|-------------|------|--------|-------|
| East Ohio                                   | 12          | 10   | 109    | 1-6   |
|   |             | 10   | 110    | 1-6   |
| East Zimbabwe                               | 4           | 3    | 28     | 1-4   |
| Eastern Angola                              | 2           | 2    | 16     | 3-4   |
| Eastern Pennsylvania                        | 8           | 12   | 141    | 1-6   |
|   |             | 12   | 142    | 1-2   |
| Eastern Russia and Central Asia Provisional | 2           | 6    | 69     | 5-6   |
| Estonia                                     | 2           | 6    | 71     | 3-4   |
| Finland-Finnish Provisional                 | 2           | 6    | 71     | 5-6   |
| Finland-Swedish Provisional                 | 2           | 6    | 72     | 1-2   |
| Florida                                     | 18          | 1    | 7      | 1-6   |
|   |             | 1    | 8      | 1-6   |
|   |             | 1    | 9      | 1-6   |
| Germany East                                | 2           | 4    | 42     | 1-2   |
| Germany North                               | 2           | 4    | 42     | 3-4   |
| Germany South                               | 2           | 4    | 42     | 5-6   |
| Great Plains                                | 12          | 2    | 23     | 1-6   |
|   |             | 2    | 24     | 1-6   |
| Greater New Jersey                          | 8           | 12   | 134    | 5-6   |
|   |             | 12   | 135    | 1-6   |
| Holston                                     | 12          | 2    | 14     | 3-6   |
|   |             | 2    | 15     | 1-6   |
|   |             | 2    | 16     | 1-2   |
| Hungary Provisional                         | 2           | 2    | 17     | 5-6   |
| Illinois Great Rivers                       | 10          | 1    | 4      | 3-6   |
|   |             | 1    | 5      | 1-6   |
| Indiana                                     | 16          | 5    | 49     | 1-6   |
|   |             | 5    | 50     | 1-6   |
|   |             | 5    | 51     | 1-4   |
| Iowa  | 12          | 11   | 127    | 1-6   |
|   |             | 11   | 128    | 1-6   |
| Kasai                                       | 2           | 7    | 77     | 3-4   |
| Kentucky                                    | 10          | 9    | 103    | 1-6   |
|   |             | 9    | 104    | 1-4   |
| Kivu Provisional                            | 2           | 5    | 51     | 5-6   |
| Liberia                                     | 12          | 10   | 113    | 1-6   |
|   |             | 10   | 114    | 1-6   |
| Louisiana                                   | 8           | 12   | 136    | 1-6   |
|   |             | 12   | 137    | 1-2   |
| Lukoshi                                     | 14          | 5    | 55     | 1-6   |
|   |             | 5    | 56     | 1-6   |
|   |             | 5    | 57     | 1-2   |
| Malawi Provisional                          | 2           | 3    | 27     | 5-6   |

| Conferences           | # Delegates | Rows | Tables | Seats | Conferences              | # Delegates | Rows | Tables | Seats |
|-----------------------|-------------|------|--------|-------|--------------------------|-------------|------|--------|-------|
| Memphis               | 4           | 3    | 31     | 1-4   | Oklahoma                 | 14          | 9    | 97     | 1-6   |
| Middle Philippines    | 2           | 2    | 19     | 3-4   |                          |             | 9    | 98     | 1-6   |
| Mindanao Philippines  | 2           | 1    | 1      | 5-6   |                          |             | 9    | 99     | 1-2   |
| Minnesota             | 4           | 9    | 106    | 3-6   | Oklahoma Indian          |             |      |        |       |
| Mississippi           | 12          | 3    | 29     | 1-6   | Missionary               | 2           | 9    | 99     | 3-4   |
|                       |             | 3    | 30     | 1-6   | Oregon-Idaho             | 2           | 3    | 36     | 3-4   |
| Missouri              | 12          | 10   | 115    | 1-6   | Oriental and Equator     | 2           | 5    | 54     | 1-2   |
|                       |             | 10   | 116    | 1-6   | Pacific Northwest        | 2           | 3    | 36     | 5-6   |
| Mozambique North      | 2           | 10   | 101    | 1-2   | Palawan Philippines      | 2           | 2    | 19     | 5-6   |
| Mozambique South      | 6           | 10   | 100    | 1-6   | Pampango Philippines     | 2           | 2    | 20     | 1-2   |
| New England           | 6           | 12   | 139    | 1-6   | Pangasinan Philippines   | 2           | 4    | 47     | 5-6   |
| New Mexico            | 2           | 1    | 6      | 1-2   | Peninsula-Delaware       | 4           | 12   | 142    | 3-6   |
| New York              | 8           | 8    | 93     | 5-6   | Philippines              | 2           | 2    | 20     | 3-4   |
|                       |             | 8    | 94     | 1-6   | Philippines Cavite       | 2           | 2    | 20     | 5-6   |
| North Alabama         | 8           | 7    | 80     | 3-6   | Poland                   | 2           | 2    | 18     | 1-2   |
|                       |             | 7    | 81     | 1-4   | Quezon City              | 2           | 2    | 21     | 1-2   |
| North Carolina        | 16          | 4    | 43     | 1-6   | Red Bird Missionary      | 2           | 9    | 104    | 5-6   |
|                       |             | 4    | 44     | 1-6   | Rio Texas                | 10          | 12   | 133    | 1-6   |
|                       |             | 4    | 45     | 1-4   |                          |             | 12   | 134    | 1-4   |
| North Central         |             |      |        |       | Rizal Philippines East   | 2           | 2    | 21     | 3-4   |
| Philippines           | 2           | 4    | 46     | 1-2   | Rocky Mountain           | 6           | 4    | 41     | 1-6   |
| North Georgia         | 22          | 13   | 145    | 1-6   | Serbia-Macedonia         |             |      |        |       |
|                       |             | 13   | 146    | 1-6   | Provisional              | 2           | 2    | 18     | 3-4   |
|                       |             | 13   | 147    | 1-6   | Sierra Leone             | 12          | 10   | 111    | 1-6   |
|                       |             | 13   | 148    | 1-4   |                          |             | 10   | 112    | 1-6   |
| North Katanga         | 48          | 6    | 61     | 1-6   | South Africa Provisional | 2           | 9    | 99     | 5-6   |
|                       |             | 6    | 62     | 1-6   | South Carolina           | 16          | 3    | 25     | 1-6   |
|                       |             | 6    | 63     | 1-6   |                          |             | 3    | 26     | 1-6   |
|                       |             | 6    | 64     | 1-6   |                          |             | 3    | 27     | 1-4   |
|                       |             | 6    | 65     | 1-6   | South Congo              | 14          | 6    | 67     | 1-6   |
|                       |             | 6    | 66     | 1-6   |                          |             | 6    | 68     | 1-6   |
|                       |             | 7    | 73     | 1-6   |                          |             | 6    | 69     | 1-2   |
|                       |             | 7    | 74     | 1-6   | South Georgia            | 8           | 11   | 125    | 5-6   |
| North Texas           | 10          | 13   | 151    | 1-6   |                          |             | 11   | 126    | 1-6   |
|                       |             | 13   | 152    | 1-4   | South Nueva Ecija        |             |      |        |       |
| Northeast Luzon       |             |      |        |       | Philippines              | 2           | 2    | 21     | 5-6   |
| Philippines           | 2           | 4    | 46     | 3-4   | Southern Nigeria         | 12          | 4    | 38     | 1-6   |
| Northeast Philippines | 2           | 4    | 46     | 5-6   |                          |             | 4    | 39     | 1-6   |
| Northern Illinois     | 6           | 3    | 35     | 1-6   | Southern Russia          |             |      |        |       |
| Northern Nigeria      | 4           | 4    | 40     | 1-4   | Provisional              | 2           | 6    | 70     | 3-4   |
| Northern Philippines  | 2           | 4    | 47     | 1-2   | Southern Tagalog         |             |      |        |       |
| North-West Katanga    | 10          | 5    | 57     | 3-6   | Philippines Provisional  | 2           | 2    | 22     | 1-2   |
|                       |             | 5    | 58     | 1-6   | South-West Katanga       | 6           | 5    | 59     | 1-6   |
| Northwest Mindanao    |             |      |        |       | Southwest Philippines    | 2           | 2    | 22     | 3-4   |
| Philippines           | 2           | 1    | 2      | 1-2   | Susquehanna              | 10          | 9    | 101    | 3-6   |
| Northwest Philippines | 2           | 4    | 47     | 3-4   |                          |             | 9    | 102    | 1-6   |
| Northwest Russia      |             |      |        |       | Switzerland-France-      |             |      |        |       |
| Provisional           | 2           | 6    | 70     | 1-2   | North Africa             | 2           | 2    | 18     | 5-6   |
| Northwest Texas       | 4           | 1    | 6      | 3-6   | Tanganyika               | 8           | 7    | 76     | 1-6   |
| Norway                | 2           | 6    | 72     | 3-4   |                          |             | 7    | 77     | 1-2   |
|                       |             |      |        |       | Tanzania                 | 6           | 7    | 75     | 1-6   |

| Conferences         | # Delegates | Rows | Tables | Seats |
|---------------------|-------------|------|--------|-------|
| Tarlac Philippines  | 2           | 4    | 48     | 1-2   |
| Tennessee           | 8           | 3    | 31     | 5-6   |
|                     |             | 3    | 32     | 1-6   |
| Texas               | 18          | 1    | 10     | 1-6   |
|                     |             | 1    | 11     | 1-6   |
|                     |             | 1    | 12     | 1-6   |
| Ukraine and Moldava |             |      |        |       |
| Proviaional         | 2           | 6    | 70     | 5-6   |
| Upper New York      | 12          | 3    | 33     | 1-6   |
|                     |             | 3    | 34     | 1-6   |
| Virginia            | 22          | 13   | 152    | 5-6   |
|                     |             | 13   | 153    | 1-6   |
|                     |             | 13   | 154    | 1-6   |
|                     |             | 13   | 155    | 1-6   |
|                     |             | 13   | 156    | 1-2   |
| Visayas Philippines | 2           | 1    | 2      | 3-4   |
| West Congo          | 2           | 7    | 77     | 5-6   |
| West Michigan       | 2           | 7    | 80     | 1-2   |

| Conferences             | # Delegates | Rows | Tables | Seats |
|-------------------------|-------------|------|--------|-------|
| West Middle Philippines | 2           | 2    | 22     | 5-6   |
| West Ohio               | 16          | 8    | 91     | 1-6   |
|                         |             | 8    | 92     | 1-6   |
|                         |             | 8    | 93     | 1-4   |
| West Virginia           | 6           | 9    | 105    | 1-6   |
| West Zimbabwe           | 2           | 3    | 28     | 5-6   |
| Western Angola          | 10          | 1    | 2      | 5-6   |
|                         |             | 1    | 3      | 1-6   |
|                         |             | 1    | 4      | 1-2   |
| Western North Carolina  | 20          | 11   | 121    | 1-6   |
|                         |             | 11   | 122    | 1-6   |
|                         |             | 11   | 123    | 1-6   |
|                         |             | 11   | 124    | 1-2   |
| Western Pennsylvania    | 12          | 10   | 117    | 1-6   |
|                         |             | 10   | 118    | 1-6   |
| Wisconsin               | 6           | 13   | 150    | 1-6   |
| Yellowstone             | 2           | 4    | 40     | 5-6   |
| Zambia                  | 6           | 5    | 60     | 1-6   |